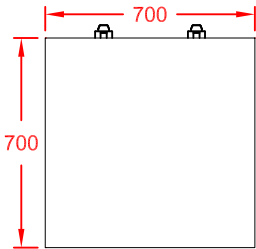
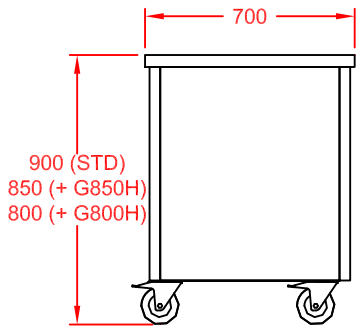


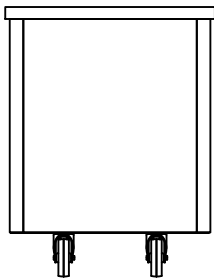
COLOUR FINISH (FRONT & SIDES)	OPTION CODE
MERLIN GREY	STANDARD
OCEAN BLUE	GBLUE90EX
GOOSEWING LIGHT GREY	GGREY90EX
POPPY RED	GPRED90EX
WHITE	GWHIT90EX
FOREST GREEN / HERITAGE	GGREN90EX
BUTTERMILK CREAM / HONESTY	GCREM90EX
BLACK	GBLAK90EX
WALNUT	GWALN90EX
BEECH	GBEEC90EX
OAK	GOAK90EX
SATIN S/STEEL	GSSTL90EX



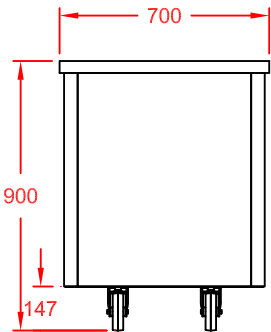
PLAN VIEW



END VIEW



FRONT VIEW
(CUSTOMER SIDE)



REAR VIEW
(OPERATOR SIDE)

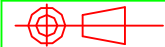
APPROX. UN-CRATED
WEIGHT OF UNIT: 48Kg



CED FABRICATIONS LTD
UNITS A1-A4, FALCON COURT
CLAYTON BUSINESS PARK
CLAYTON-LE-MOORS
HYNDBURN
LANCASHIRE BB5 5JD

This drawing and information herein is confidential to CED Fabrications Ltd. It is issued in confidence that it will not be disclosed to any third party in part or in whole without permission from CED FABRICATIONS Ltd.

CED FABRICATIONS LTD



DESCRIPTION:

GLIDE DINING CARTS
90 DEG EXTERNAL CORNER INFILL UNIT

SCALE: 1 : 25@A4 REV No: A

PRODUCT
CODE: GC90EX